

# Identifying SDG indicators that are relevant to migration

Ecuador

June, 2017

# Outline

- Are the proposed SDG indicators relevant for migration?
- Are the indicators conceptually defined at global and national level?
- Are data available for these indicators?
- What are the challenges in producing data for these proposed indicators?
- To overcome data gaps, what are the strategies to improve methodology and data availability?

## Statistical development plan for the reporting of indicators of Sustainable Development Goals

Identifying through the national statistical production, useful statistical operations and administrative records for monitoring the Agenda 2030 for Sustainable Development.

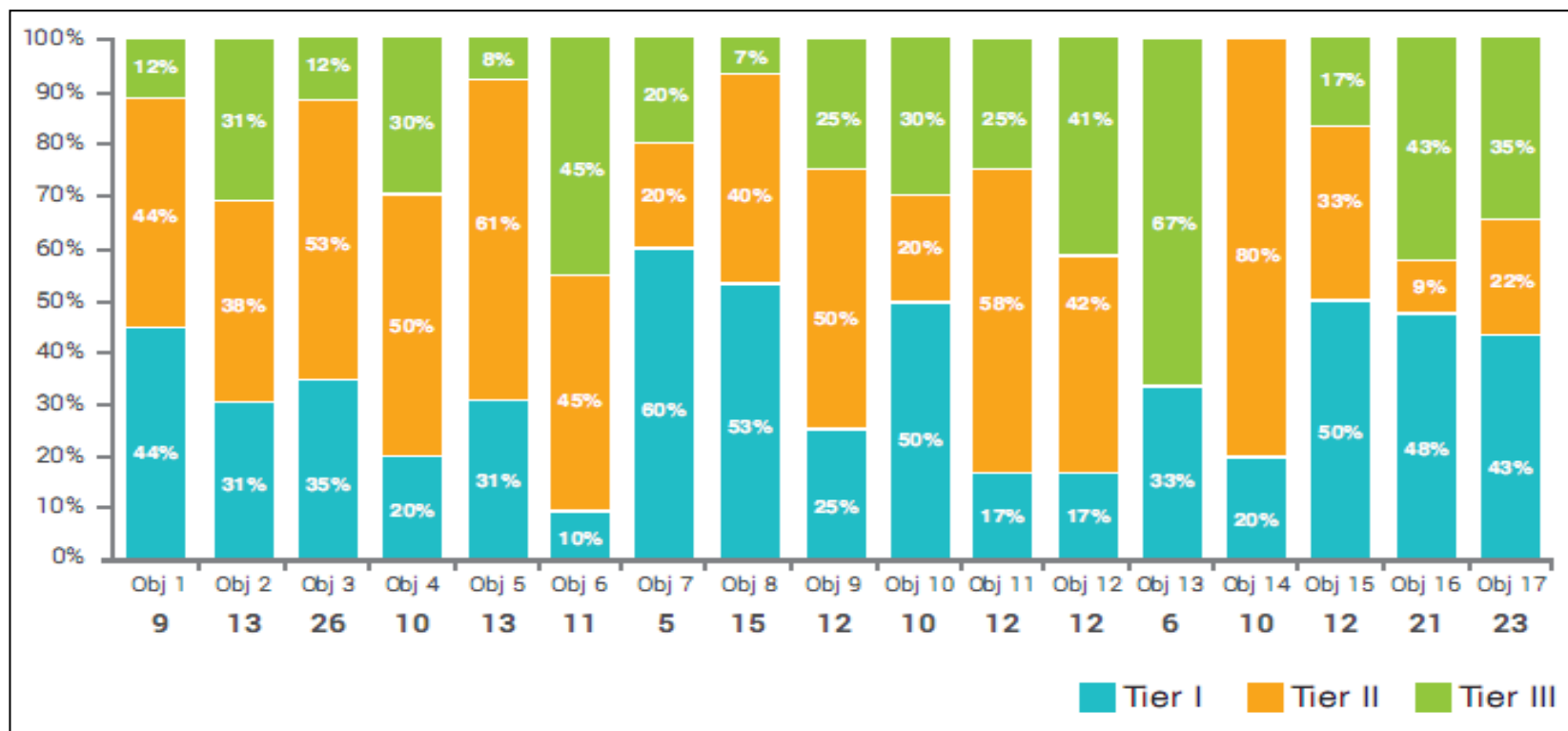
- Articulating institutions and available sources of information.
- Managing information gaps.
- Guiding strategies to improve statistical capacity of the National Statistical System.



## SDG Indicator Classification by tier - Ecuador

Tier	Indicators	Percentage
Tier I	77	34%
Tier II	87	38%
Tier III	56	24%
Not apply*	9	4%
<b>Total</b>	<b>229</b>	<b>100%</b>

## SDG Indicator Classification by tier and goals - Ecuador



**Note:** \* Ecuador can not report these indicators. For example: "Indicator 17.5.1: Number of countries that adopt and implement investment promotion regimes for least developed countries"

## Are the proposed SDG indicators relevant for migration?

Migration

Health

Work

Well-being of  
Migrants

Education

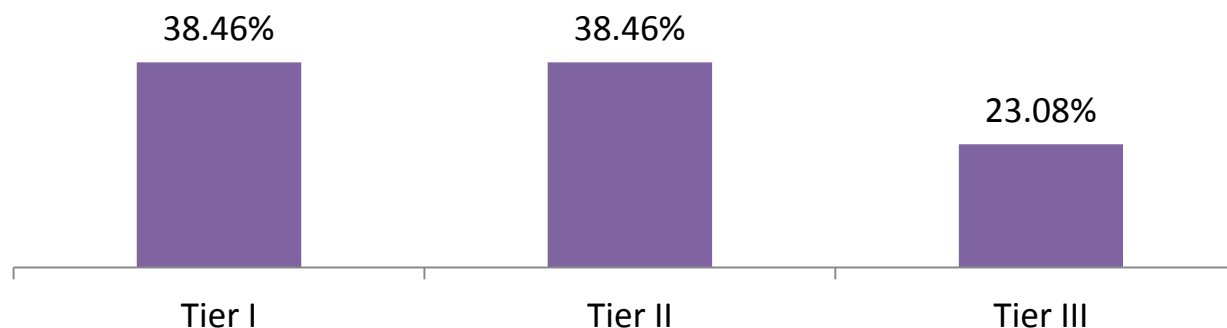
Income distribution

Peaceful and  
inclusive societies

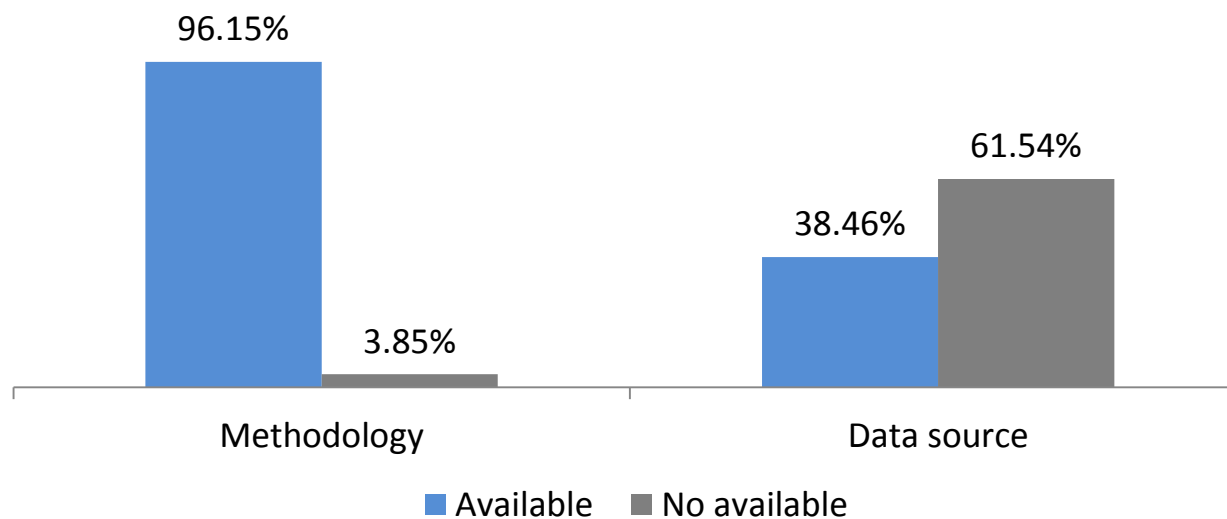
Access to services

## Are data/methodology available for these indicators?

### SDG Indicators Proposed Tier Classification - Ecuador



### SDG Indicators, Availability of Methodology and Data Sources - Ecuador



## Data sources

### Population census

- Population and Housing Census - 2010

### Administrative records

- Entry/Exit record
- Residence record
- Death record
- Ministry of Foreign Affairs records
- Ministry of Labor records
- Ministry of Health records

### Household surveys

- Labor Force Survey
- Living Standards Survey
- Demographic and Health Survey
- Gender-based Violence Survey

## Data gaps for proposed indicators

### Data sources:

#### Census

- The Census has 10 years periodicity, information from the intercensal period is lost.
- The Census includes few questions for operational or cost issues.

#### Administrative sources

- Administrative Records with incomplete information and inconsistencies.
- Deficient control in data capture systems.

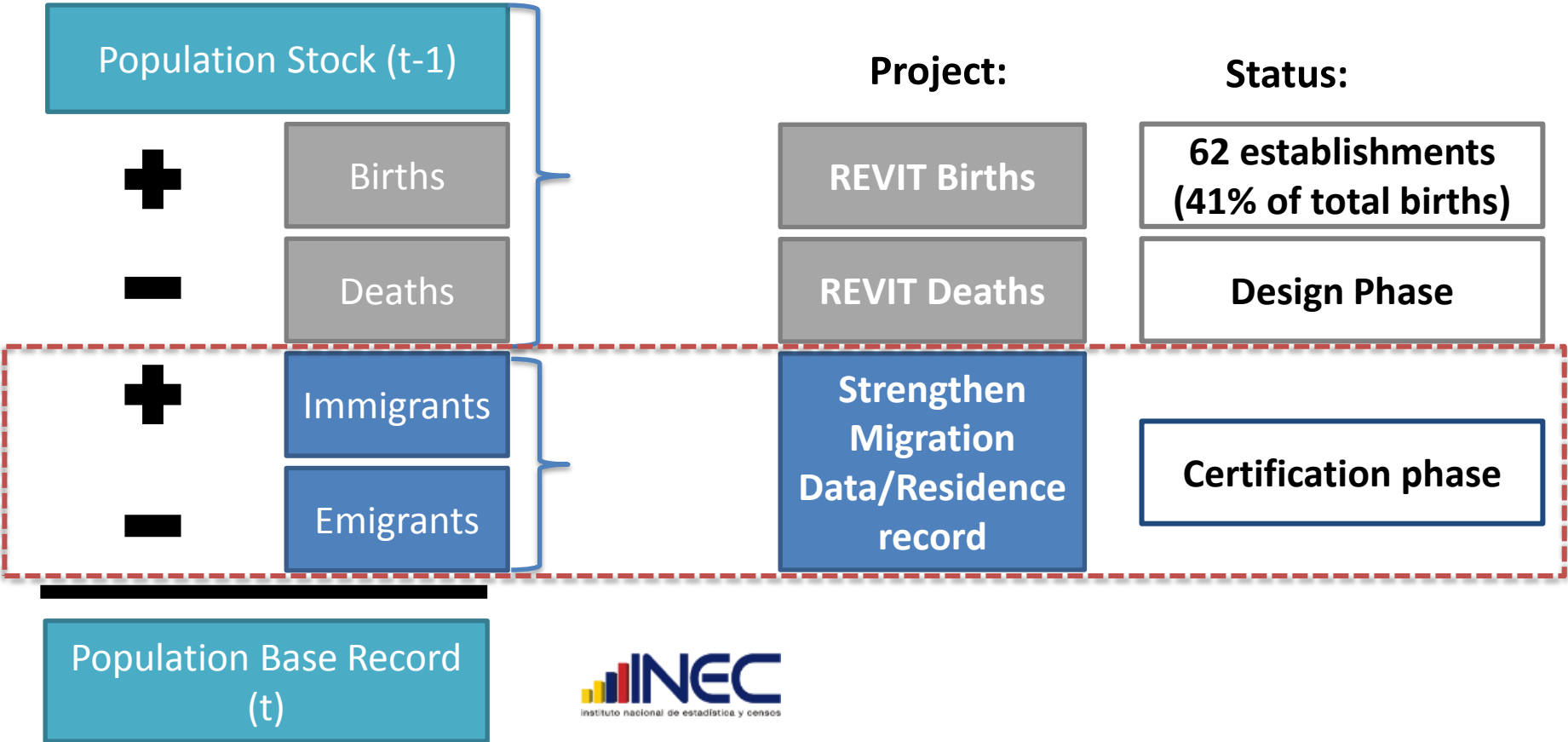
#### Household Surveys

- Sample size is not sufficiently large to capture enough migrants.

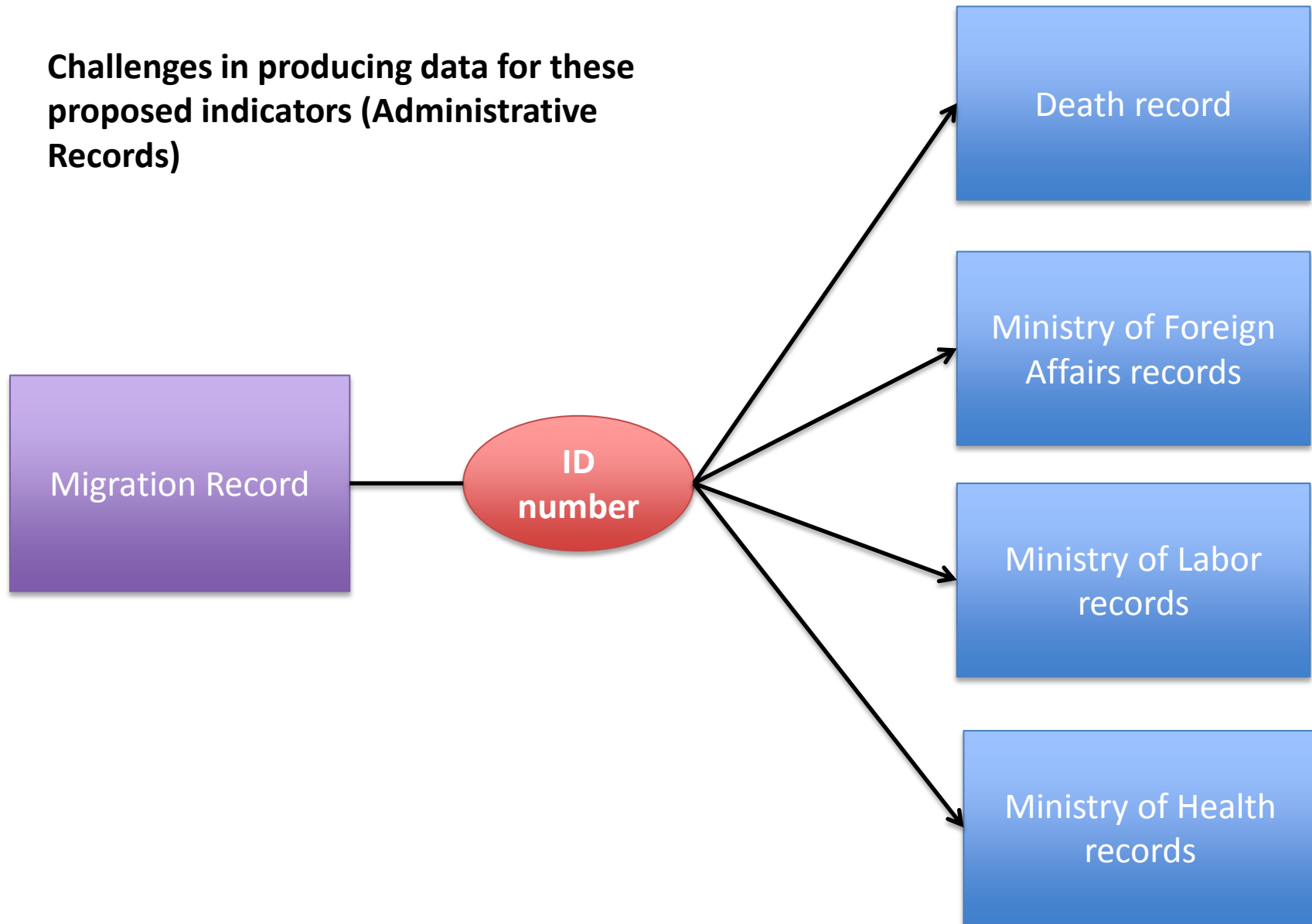


# Construction of the Population Base Record

How many are we?  
 What are our characteristics?



## Challenges in producing data for these proposed indicators (Administrative Records)



## Strategies to improve data availability:

- Strengthen and use administrative records.
- Implementation of new metrics in order to estimate migration data.
- Incorporation of the private stakeholders.
- Generate legal frameworks that facilitate the statistical process.

## Strategies to improve methodology:

- Create knowledge transfer networks:
  - Generate cooperation spaces where knowledge and best statistical practices are created, shared, mobilized and disseminated.
  - Develop capabilities and reduce information gaps.
- Creation of inter-institutional (technical-thematic) coordination spaces and the linking of International agencies.

## Statistical Committee for Migration - Ecuador

### Domestic Partnerships

- National Institute of Statistics and Censuses
- National Secretariat for Planning and Development
- Coordinating Ministry of Social Development
- Ministry of the Interior
- Ministry of Tourism
- Ministry of Foreign Affairs and Human Mobility

### International Partnerships

- International Organization for Migration - IOM
- United Nations - UN



[www.ecuadorencifras.gob.ec](http://www.ecuadorencifras.gob.ec)



@ecuadorencifras



INEC/Ecuador



Inec



INECEcuador



INEC Ecuador